



DECLARATION OF CONFORMITY
DECLARACIÓN DE CONFORMIDAD

3EBasor
CABLE TRAY SPECIALIST
www.basor.com



Certificado Nº SGI 3198065/11



Certificado Nº SGI 3198065/12

The company / *La Empresa:*

BASOR ELECTRIC, S.A.

Address / *Dirección:*

Av. Alcodar, 45-47, 46700. Gandía (VLC), Spain.

Declares that the product:

Declara que el producto:

BASORFIX 41/82

Installed in accordance to the installation standards, manufacturer's instructions and professional rules, duly maintained and used for the applications as intended.

Instalado de acuerdo con las normas de instalación, instrucciones del fabricante y conforme a las reglas profesionales, debidamente mantenido y utilizado en las aplicaciones para las que está previsto.

Complies with the essential requirements of the Council Directives:

Cumple con los requisitos esenciales de las Directivas del Consejo:

2014/35/UE (Low Voltage Directive) / (Directiva de Baja Tensión)

Incorporated in the Spanish Legislation in: R.D. 187/2016.

Incorporado en la Legislación Española en: R.D. 187/2016.

And it is suitable and safe for the intended use and it is in conformity with the following standard:

Es adecuado y seguro para el uso a que está destinado y es conforme con la siguiente norma:

UNE EN 61537

Additional information:

Información adicional:

This product is intended to be installed and maintained by skilled persons, it may be used by ordinary persons only as a replacement part, to substitute for an identical device.

Este producto está previsto para ser instalado y mantenido por un profesional, puede ser usado por una persona no formada para reemplazamiento de uno idéntico.

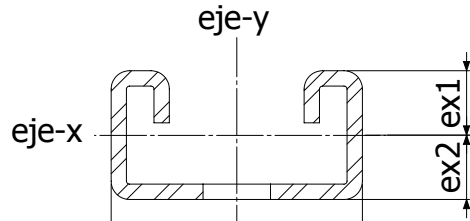
Place and date:

Lugar y fecha:

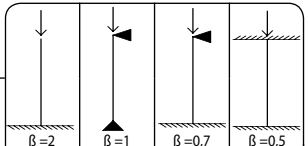
Gandía April 2016

Gandía Abril 2016

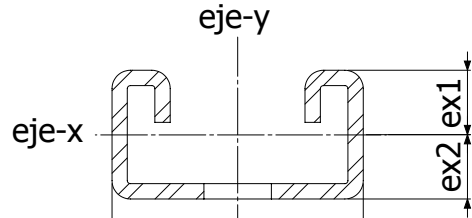
Technical department / *Departamento Técnico*



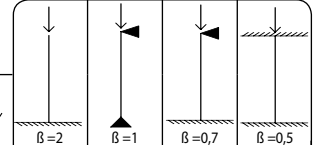
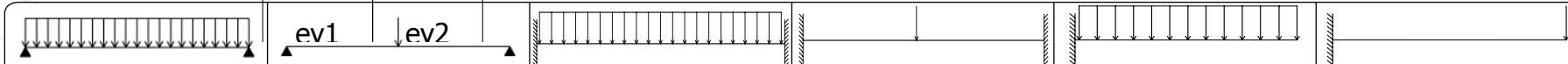
PROFILE P41 41x21x1,5	
Admissible strength	1,50E+8 N/m ²
Moment of inertia, Ix	8,66E-9 m ⁴
Moment of inertia, Iy	3,82E-8 m ⁴
Gross Area	1,60E-4 m ²
Net Area	1,44E-4 m ²
Turning Radius x Axis	7,76E-3 m
Turning Radius y Axis	1,63E-2 m
ex1	1,09E-2 m
ex2	1,01E-2 m
ey1	2,05E-2 m
ey2	2,05E-2 m
Section Modulus x Axis	7,92E-7 m ³
Section Modulus y Axis	1,86E-6 m ³
Maximum Bending Moment	1,19E+2 Nm



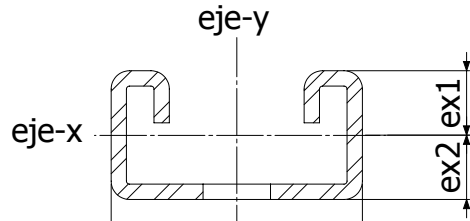
Length / Span	Uniformly distributed load				Point load at mid-span				Uniformly distributed load				Point load at mid-span				Point load at mid-span				Point load at mid-span							
	Max distributed load (Kg)	Deflection for max. load (mm)	Max distributed load (Kg) for L/200 deflection	Max distributed load (Kg) for L/360 deflection	Max Point load at mid-span (Kg)	Deflection for max. load (mm)	Max point load (Kg) for L/200 deflection	Max point load (Kg) for L/360 deflection	Max distributed load (Kg)	Deflection for max. load (mm)	Max distributed load (Kg) for L/200 deflection	Max distributed load (Kg) for L/360 deflection	Max Point load at mid-span (Kg)	Deflection for max. load (mm)	Max point load (Kg) for L/200 deflection	Max point load (Kg) for L/360 deflection	Max distributed load (Kg)	Deflection for max. load (mm)	Max distributed load (Kg) for L/200 deflection	Max distributed load (Kg) for L/360 deflection	Max Point load (Kg)	Deflection for max. load (mm)	Max point load (Kg) for L/200 deflection	Max point load (Kg) for L/360 deflection	Max. Point Load (kg) applied in outside face	Max. Point Load (kg) applied in outside face	Max. Point Load (kg) applied in outside face	Max. Point Load (kg) applied in outside face
0,1	951	1	951	951	475	1	475	475	1426	1	1426	1426	950	1	950	950	238	1	238	238	119	1	119	119	718	723	723	723
0,2	475	1	475	475	237	1	237	237	713	1	713	713	475	1	475	475	119	1	119	101	59	1	59	38	695	718	723	723
0,3	317	1	317	317	158	1	158	158	475	1	475	475	316	1	316	316	79	2	79	45	40	2	30	17	637	708	718	723
0,4	238	2	238	238	118	1	118	118	356	1	356	356	237	1	237	237	59	3	45	25	30	4	17	9	545	695	711	718
0,5	190	2	190	155	95	2	95	95	285	1	285	285	190	1	190	190	48	5	29	16	24	6	11	6	453	671	701	713
0,6	158	3	158	108	79	2	79	67	238	1	238	238	158	1	158	158	40	6	20	11	20	8	8	-	369	637	690	708
0,7	136	4	136	79	67	3	67	49	204	2	204	204	135	2	135	135	34	9	15	8	17	11	6	-	302	593	673	701
0,8	119	5	109	61	59	4	59	38	178	2	178	178	118	2	118	118	30	11	11	6	15	14	-	-	545	651	695	684
0,9	106	6	86	48	52	5	52	30	158	2	158	158	105	3	105	105	26	14	9	-	13	18	-	-	500	624	684	684
1	95	7	70	39	47	6	44	24	143	3	143	143	95	3	95	95	24	17	7	-	12	22	-	-	453	593	671	671
1,1	86	9	58	32	43	7	36	20	130	3	130	130	86	4	86	80	22	20	6	-	11	27	-	-	409	559	657	657
1,2	79	10	48	27	39	8	30	17	119	3	119	119	79	4	79	67	20	24	5	-	10	32	-	-	369	525	637	637
1,3	73	12	41	23	36	10	26	14	110	4	110	110	73	5	73	57	18	28	-	-	9	37	-	-	333	492	617	617
1,4	68	14	36	20	33	11	22	12	102	5	102	99	67	6	67	49	17	33	-	-	8	43	-	-	302	459	593	593
1,5	63	16	31	17	31	12	19	11	95	5	95	86	63	7	63	43	16	37	-	-	8	50	-	-	274	428	571	571
1,6	59	18	27	15	29	14	17	9	89	6	89	76	59	7	59	38	15	42	-	-	7	56	-	-	-	399	545	545
1,7	56	20	24	13	27	16	15	8	84	6	84	67	55	8	55	34	14	48	-	-	7	63	-	-	-	372	521	521
1,8	53	23	22	12	26	18	13	7	79	7	79	60	52	9	52	30	13	53	-	-	7	71	-	-	-	347	500	500
1,9	50	25	19	11	25	20	12	7	75	8	75	54	50	10	48	27	13	59	-	-	6	79	-	-	-	323	473	473
2	48	28	17	10	23	22	11	6	71	9	71	48	47	11	44	24	12	66	-	-	6	88	-	-	-	302	453	453
2,1	45	31	16	9	22	24	10	5	68	10	68	44	45	12	40	22	11	73	-	-	6	97	-	-	-	283	428	428
2,2	43	33	14	8	21	26	9	5	65	10	65	40	43	14	36	20	11	80	-	-	5	106	-	-	-	265	409	409
2,3	41	37	13	7	20	28	8	-	62	11	62	37	41	15	33	18	10	87	-	-	5	116	-	-	-	-	387	387
2,4	40	40	12	7	19	31	8	-	59	12	59	34	39	16	30	17	10	95	-	-	5	126	-	-	-	-	369	369
2,5	38	43	11	6	19	35	7	-	57	13	56	31	38	18	28	16	10	103	-	-	5	137	-	-	-	-	350	350
2,6	37	47	10	6	18	37	6	-	55	14	52	29	36	19	26	14	9	111	-	-	5	148	-	-	-	-	333	333
2,7	35	50	10	5	17	39	6	-	53	15	48	27	35	20	24	13	9	120	-	-	4	159	-	-	-	-	319	319
2,8	34	54	9	-	16	41	6	-	51	17	45	25	33	21	22	12	8	129	-	-	4	171	-	-	-	-	302	302
2,9	33	58	8	-	16	45	5	-	49	18	42	23	32	23	21	12	8	138	-	-	4	184	-	-	-	-	289	289
3	32	62	8	-	15	47	-	-	48	19	39	22	31	24	19	11	8	148	-	-	4	197	-	-	-	-	274	274



PROFILE P41 41x21x2	
Admissible strength	1,50E+8 N/m ²
Moment of inertia, Ix	1,05E-8 m ⁴
Moment of inertia, Iy	4,82E-8 m ⁴
Gross Area	2,06E-4 m ²
Net Area	1,84E-4 m ²
Turning Radius x Axis	7,55E-3 m
Turning Radius y Axis	1,62E-2 m
ex1	9,97E-3 m
ex2	1,10E-2 m
ey1	2,05E-2 m
ey2	2,05E-2 m
Section Modulus x Axis	9,52E-7 m ³
Section Modulus y Axis	2,35E-6 m ³
Maximum Bending Moment	1,43E+2 Nm

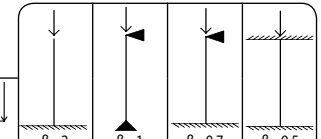


Length / Span	Max distributed load (Kg)	Deflection for max. load (mm)	Max distributed load (Kg) for L/200 deflection	Max distributed load (Kg) for L/360 deflection	Max Point load at mid-span (Kg)	Deflection for max. load (mm)	Max point load (Kg) for L/200 deflection	Max point load (Kg) for L/360 deflection	Max distributed load (Kg)	Deflection for max. load (mm)	Max distributed load (Kg) for L/200 deflection	Max distributed load (Kg) for L/360 deflection	Max Point load at mid-span (Kg)	Deflection for max. load (mm)	Max point load (Kg) for L/200 deflection	Max point load (Kg) for L/360 deflection	Max distributed load (Kg)	Deflection for max. load (mm)	Max distributed load (Kg) for L/200 deflection	Max distributed load (Kg) for L/360 deflection	Max Point load (Kg)	Deflection for max. load (mm)	Max point load (Kg) for L/200 deflection	Max point load (Kg) for L/360 deflection	Load applied in outside face			
																									beta=2	beta=1	beta=0,7	beta=0,5
0,1	1142	1	1142	1142	570	1	570	570	1713	1	1713	1713	1141	1	1141	1141	285	1	285	285	143	1	143	143	876	881	881	881
0,2	571	1	571	571	285	1	285	285	856	1	856	856	570	1	570	570	143	1	143	122	71	1	71	46	846	876	881	881
0,3	381	1	381	381	190	1	190	190	571	1	571	571	380	1	380	380	95	2	95	54	48	2	37	20	773	865	876	881
0,4	285	2	285	285	142	1	142	142	428	1	428	428	285	1	285	285	71	3	55	31	36	4	21	11	663	846	865	876
0,5	228	2	228	188	114	2	114	114	343	1	343	343	228	1	228	228	57	5	35	20	29	6	13	7	545	816	857	870
0,6	190	3	190	131	95	2	95	82	285	1	285	285	190	1	190	190	48	6	24	14	24	8	9	5	448	773	841	865
0,7	163	4	163	96	81	3	81	60	245	1	245	245	163	2	163	163	41	8	18	10	20	11	7	-	366	721	821	857
0,8	143	5	132	73	71	4	71	46	214	2	214	214	142	2	142	142	36	11	14	8	18	14	5	-	663	791	846	846
0,9	127	6	104	58	63	5	63	36	190	2	190	190	126	3	126	126	32	14	11	6	16	18	-	-	600	758	834	834
1	114	7	85	47	57	6	53	29	171	3	171	171	114	3	114	114	29	17	9	-	14	22	-	-	545	721	816	816
1,1	104	9	70	39	51	7	44	24	156	3	156	156	103	4	103	97	26	20	7	-	13	27	-	-	494	676	798	798
1,2	95	10	59	33	47	8	37	20	143	3	143	143	95	4	95	82	24	24	6	-	12	32	-	-	448	636	773	773
1,3	88	12	50	28	43	9	31	17	132	4	132	132	87	5	87	70	22	28	5	-	11	37	-	-	403	596	746	746
1,4	82	14	43	24	40	11	27	15	122	4	122	120	81	6	81	60	20	32	-	-	10	43	-	-	366	558	721	721
1,5	76	16	38	21	38	13	24	13	114	5	114	104	76	7	76	52	19	37	-	-	10	49	-	-	333	517	690	690
1,6	71	18	33	18	35	14	21	11	107	6	107	92	71	7	71	46	18	42	-	-	9	56	-	-	42	483	663	663
1,7	67	20	29	16	33	16	18	10	101	6	101	81	67	8	67	41	17	47	-	-	8	63	-	-	450	632	632	632
1,8	63	22	26	15	31	18	16	9	95	7	95	73	63	9	63	36	16	53	-	-	8	70	-	-	421	600	600	600
1,9	60	25	23	13	30	20	15	8	90	8	90	65	60	10	59	33	15	59	-	-	8	78	-	-	391	574	574	574
2	57	27	21	12	28	22	13	7	86	9	86	59	57	11	53	29	14	65	-	-	7	87	-	-	366	545	545	545
2,1	54	30	19	11	27	24	12	7	82	9	82	53	54	12	48	27	14	72	-	-	7	96	-	-	343	517	517	517
2,2	52	33	17	10	25	26	11	6	78	10	78	49	51	13	44	24	13	79	-	-	6	105	-	-	494	494	494	494
2,3	50	36	16	9	24	28	10	6	74	11	74	44	49	15	40	22	12	86	-	-	6	115	-	-	468	468	468	468
2,4	48	39	15	8	23	31	9	5	71	12	71	41	47	16	37	20	12	94	-	-	6	125	-	-	448	448	448	448
2,5	46	43	14	8	22	33	8	-	69	13	68	38	45	17	34	19	11	102	-	-	6	135	-	-	424	424	424	424
2,6	44	46	13	7	21	35	8	-	66	14	63	35	43	18	31	17	11	110	-	-	5	146	-	-	403	403	403	403
2,7	42	50	12	6	21	40	7	-	63	15	58	32	42	20	29	16	11	119	-	-	5	158	-	-	385	385	385	385
2,8	41	53	11	6	20	42	7	-	61	16	54	30	40	21	27	15	10	127	-	-	5	170	-	-	366	366	366	366
2,9	39	57	10	6	19	44	6	-	59	18	50	28	39	23	25	14	10	137	-	-	5	182	-	-	348	348	348	348
3	38	61	9	5	19	49	6	-	57	19	47	26	38	25	24	13	10	146	-	-	5	195	-	-	333	333	333	333



PROFILE P41 41x21x2,5

Admissible strength	1,50E+8 N/m ²
Moment of inertia, Ix	1,17E-8 m ⁴
Moment of inertia, Iy	5,60E-8 m ⁴
Gross Area	2,46E-4 m ²
Net Area	2,14E-4 m ²
Turning Radius x Axis	7,40E-3 m
Turning Radius y Axis	1,62E-2 m
ex1	1,09E-2 m
ex2	1,01E-2 m
ey1	2,05E-2 m
ey2	2,05E-2 m
Section Modulus x Axis	1,08E-6 m ³
Section Modulus y Axis	2,73E-6 m ³
Maximum Bending Moment	1,61E+2 Nm



Length / Span	Uniformly distributed load				Point load at mid-span				Uniformly distributed load				Point load at mid-span				Point load at various positions											
	Max distributed load (Kg)	Deflection for max. load (mm)	Max distributed load (Kg) for L/200 deflection	Max distributed load (Kg) for L/360 deflection	Max Point load at mid-span (Kg)	Deflection for max. load (mm)	Max point load (Kg) for L/200 deflection	Max point load (Kg) for L/360 deflection	Max distributed load (Kg)	Deflection for max. load (mm)	Max distributed load (Kg) for L/200 deflection	Max distributed load (Kg) for L/360 deflection	Max Point load at mid-span (Kg)	Deflection for max. load (mm)	Max point load (Kg) for L/200 deflection	Max point load (Kg) for L/360 deflection	Max distributed load (Kg)	Deflection for max. load (mm)	Max distributed load (Kg) for L/200 deflection	Max distributed load (Kg) for L/360 deflection	Max Point load (Kg)	Deflection for max. load (mm)	Max point load (Kg) for L/200 deflection	Max point load (Kg) for L/360 deflection	Max. Point Load (kg) applied in outside face	Max. Point Load (kg) applied in outside face	Max. Point Load (kg) applied in outside face	Max. Point Load (kg) applied in outside face
0,1	1290	1	1290	1290	645	1	645	645	1935	1	1935	1935	1290	1	1290	1290	323	1	323	323	161	1	161	161	1007	1013	1013	1013
0,2	645	1	645	645	322	1	322	322	968	1	968	968	645	1	645	645	161	1	161	137	81	1	81	51	970	1007	1013	1013
0,3	430	1	430	430	215	1	215	215	645	1	645	645	430	1	430	430	108	2	108	61	54	2	41	23	882	991	1003	1010
0,4	323	2	323	323	161	1	161	161	484	1	484	484	322	1	322	322	81	3	61	34	40	4	23	13	748	970	994	1007
0,5	258	2	258	210	129	2	129	129	387	1	387	387	258	1	258	258	65	5	39	22	32	6	15	8	615	936	982	1000
0,6	215	3	215	146	107	2	107	91	323	1	323	323	215	1	215	215	54	6	27	15	27	8	10	6	501	882	964	991
0,7	184	4	184	107	92	3	92	67	276	2	276	276	184	2	184	184	46	9	20	11	23	11	8	-	411	821	939	982
0,8	161	5	148	82	80	4	80	51	242	2	242	242	161	2	161	161	40	11	15	9	20	14	6	-	748	907	970	970
0,9	143	6	117	65	71	5	71	40	215	2	215	215	143	3	143	143	36	14	12	7	18	18	-	-	683	863	956	956
1	129	7	94	52	64	6	59	33	194	3	194	194	129	3	129	129	32	17	10	5	16	22	-	-	615	821	936	936
1,1	117	9	78	43	58	7	49	27	176	3	176	176	117	4	117	108	29	20	8	-	15	27	-	-	557	770	909	909
1,2	108	10	66	36	53	8	41	23	161	3	161	161	107	4	107	91	27	24	7	-	13	32	-	-	501	723	882	882
1,3	99	12	56	31	49	10	35	19	149	4	149	149	99	5	99	78	25	28	6	-	12	37	-	-	455	677	854	854
1,4	92	14	48	27	46	11	30	17	138	5	138	134	92	6	92	67	23	33	5	-	12	43	-	-	411	628	821	821
1,5	86	16	42	23	43	13	26	15	129	5	129	117	86	7	86	58	22	37	-	-	11	50	-	-	588	785	785	785
1,6	81	18	37	20	40	14	23	13	121	6	121	102	80	7	80	51	20	42	-	-	10	56	-	-	545	748	748	748
1,7	76	20	33	18	37	16	20	11	114	6	114	91	75	8	75	45	19	48	-	-	9	64	-	-	508	718	718	718
1,8	72	23	29	16	35	18	18	10	108	7	108	81	71	9	71	40	18	54	-	-	9	71	-	-	472	683	683	683
1,9	68	25	26	15	33	20	16	9	102	8	102	73	67	10	65	36	17	60	-	-	8	79	-	-	442	648	648	648
2	65	28	24	13	32	22	15	8	97	9	97	66	64	11	59	33	16	66	-	-	8	88	-	-	411	615	615	615
2,1	61	31	21	12	30	24	13	7	92	10	92	59	61	12	54	30	15	73	-	-	8	97	-	-	385	588	588	588
2,2	59	34	20	11	29	27	12	7	88	10	88	54	58	14	49	27	15	80	-	-	7	106	-	-	357	557	557	557
2,3	56	37	18	10	28	29	11	6	84	11	84	50	56	15	45	25	14	87	-	-	7	116	-	-	329	529	529	529
2,4	54	40	16	9	26	31	10	6	81	12	81	46	53	16	41	23	13	95	-	-	7	126	-	-	302	501	501	501
2,5	52	43	15	8	25	34	9	5	77	13	76	42	51	17	38	21	13	103	-	-	6	137	-	-	275	479	479	479
2,6	50	47	14	8	24	36	9	-	74	14	70	39	49	19	35	19	12	111	-	-	6	148	-	-	248	455	455	455
2,7	48	50	13	7	23	39	8	-	72	15	65	36	47	20	32	18	12	120	-	-	6	160	-	-	221	432	432	432
2,8	46	54	12	7	23	43	8	-	69	17	60	33	46	22	30	17	12	129	-	-	6	172	-	-	194	411	411	411
2,9	44	58	11	6	22	46	7	-	67	18	56	31	44	23	28	16	11	138	-	-	6	184	-	-	167	393	393	393
3	43	62	10	6	21	49	7	-	65	19	52	29	43	25	26	15	11	148	-	-	5	197	-	-	140	371	371	371